

Disassembly and Recycling Instructions

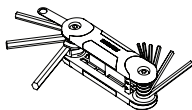
9to5[®]
s e a t i n g
Stool

Agent 1426-1428

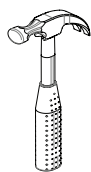
Tools Required:



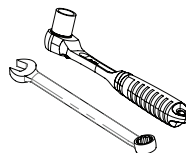
Safety Glasses



Metric Allen
Wrenches



Hammer



Wrenchs/Ratchet

1. Remove Casters from the base. Recycle Casters
2. Face the chair down and Hammer the control while pulling on the base to separate.
3. Separate the Cylinder from the base then recycle.
4. Face the Chair down and use the allen wrench to remove and unscrew the arms. Recycle Arms
5. Use a wrench to remove the control and then recycle.
6. Discard the Seat and Back.



Back

Plywood/Polyurethane foam



Arms

Hot Rolled Steel, Polyurethane foam

Seat

Plywood/Polyurethane foam



Control / Gas Lift

Polypropylene, Steel



Footring

Polypropylene, Steel, Aluminum



Base

Polypropylene



Casters

Polypropylene, Nylon, ABS



= Recyclable Material Content